

APPENDIX D — LIGHTING CHARCOAL

Never use liquid fire starters to ignite a charcoal fire. For one thing, flammable liquids burn off fast, often without getting the charcoal lighted. Even worse, there is sometimes fatal temptation to pour on more liquid, and—boom!

Here is a convenient way to ignite charcoal and to keep a steady supply of coals coming. Use a punch can opener to make holes around the bottom edge of a one-gallon can.



Figure 1

Stuff two sheets of newspaper loosely in the can and drop in a few charcoal briquettes. Light the paper through one of the draft holes. If there is a breeze, the paper will burn briskly and ignite the charcoal fairly quickly; if not, fan the flames through the vents.

When the briquettes are burning, drop in some more. Stir them occasionally until all are burning. Remove them as needed for your dutch oven or ovens.

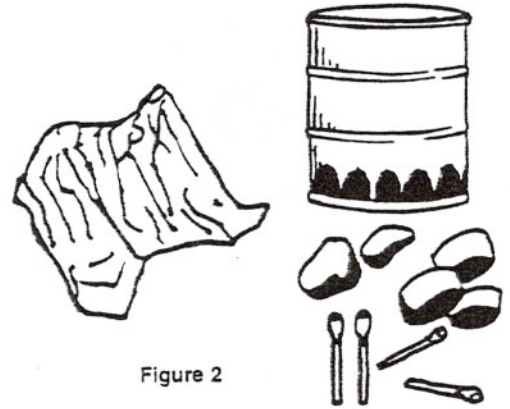


Figure 2




Figure 3




Figure 4